

Dokresli ježečkům co nejvíce bodlin. Začni přešušovanými čarami, poté pokračuj v dokreslování bodlin již sám.

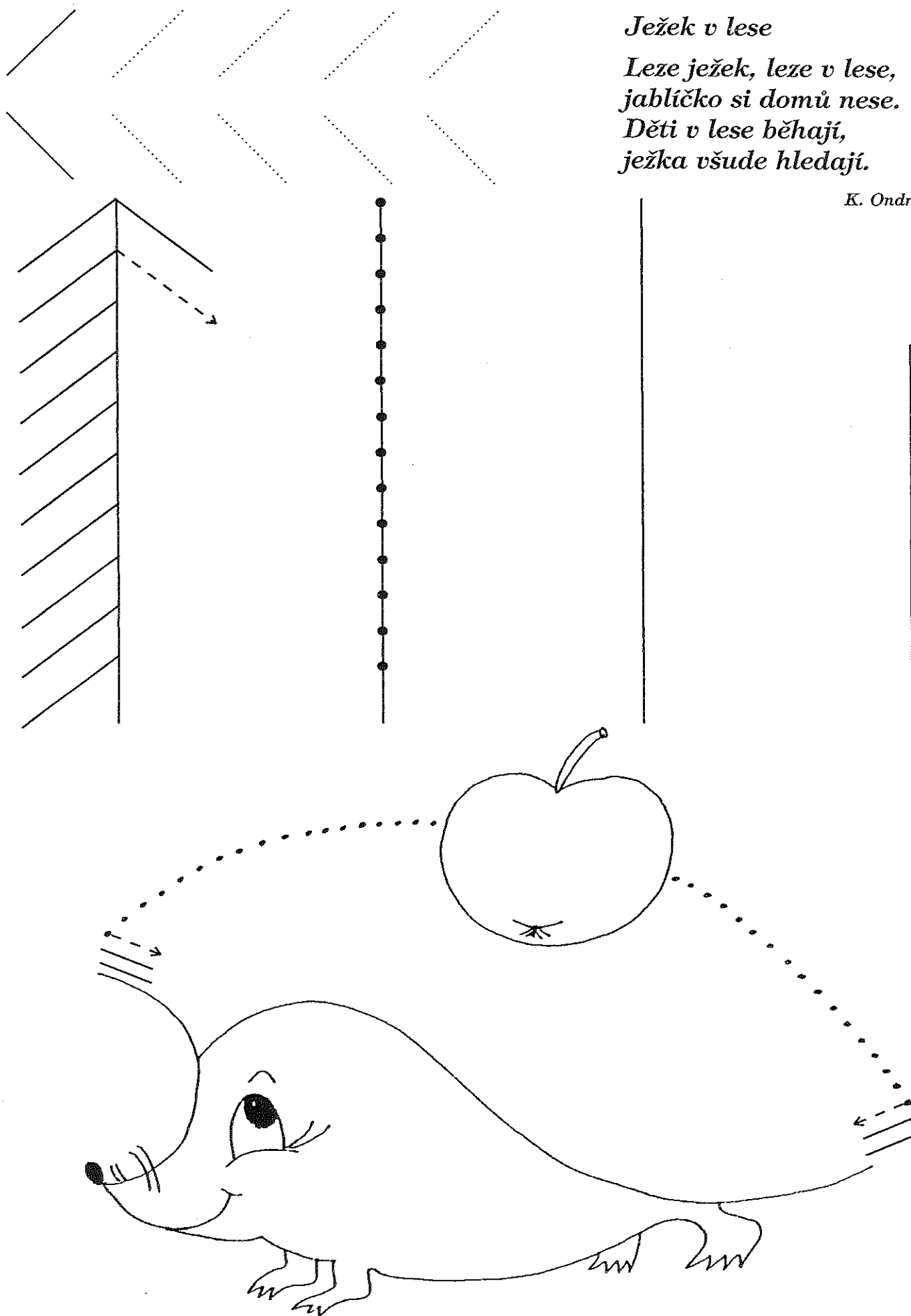


Kreslíme krátké, šikmé čáry vpravo, vlevo, na ježkovi shora dolů

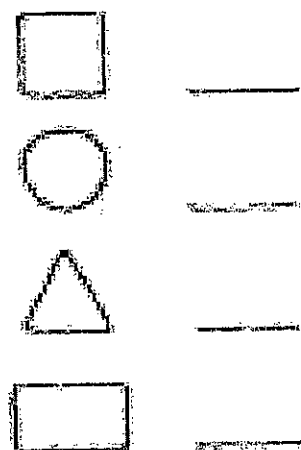
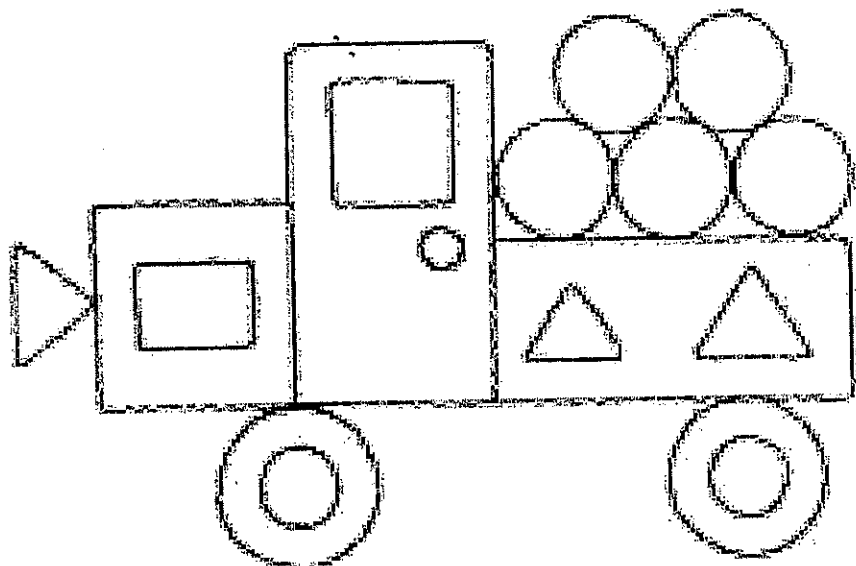
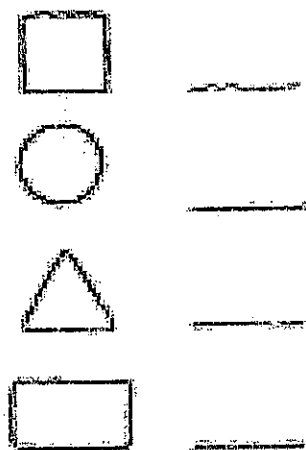


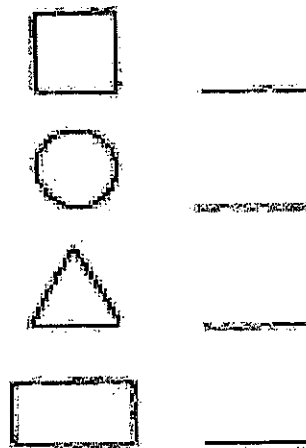

Ježek v lese

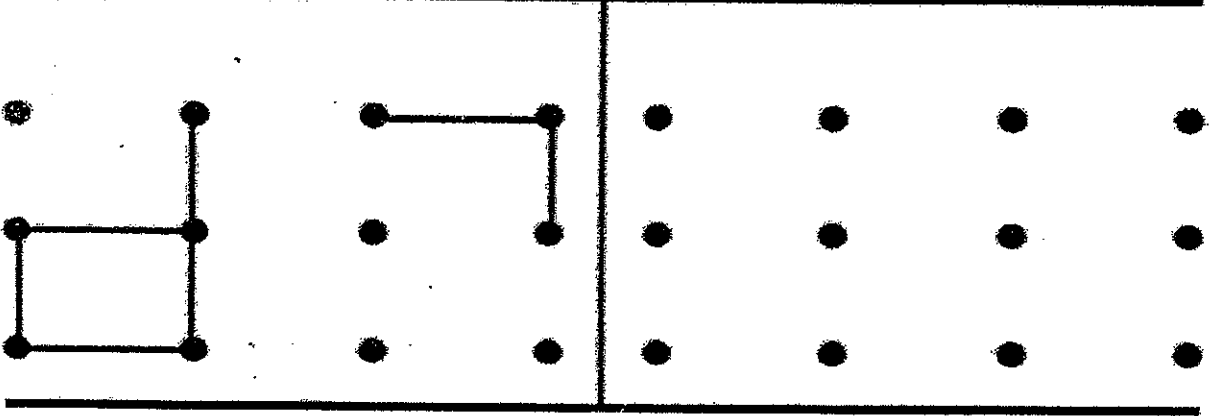
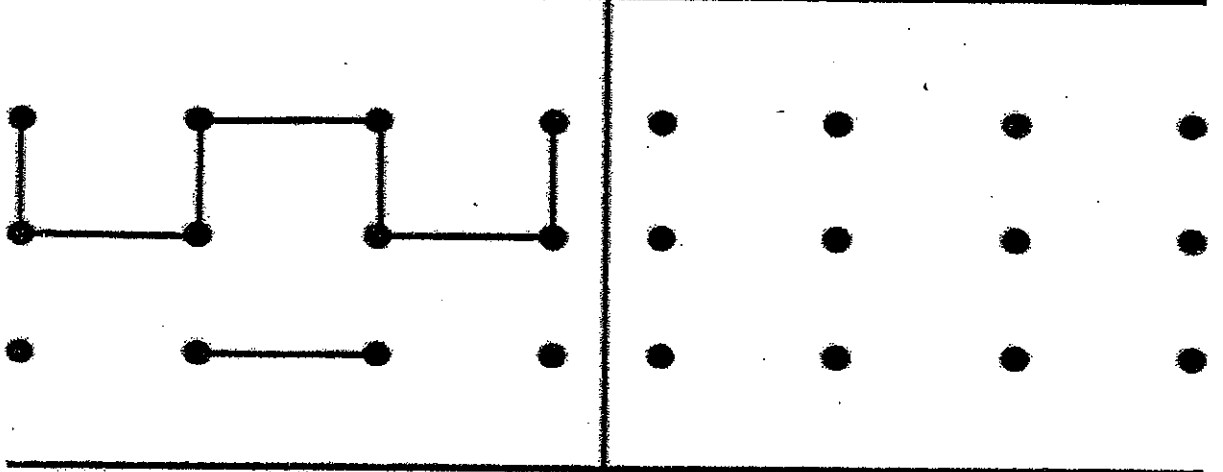
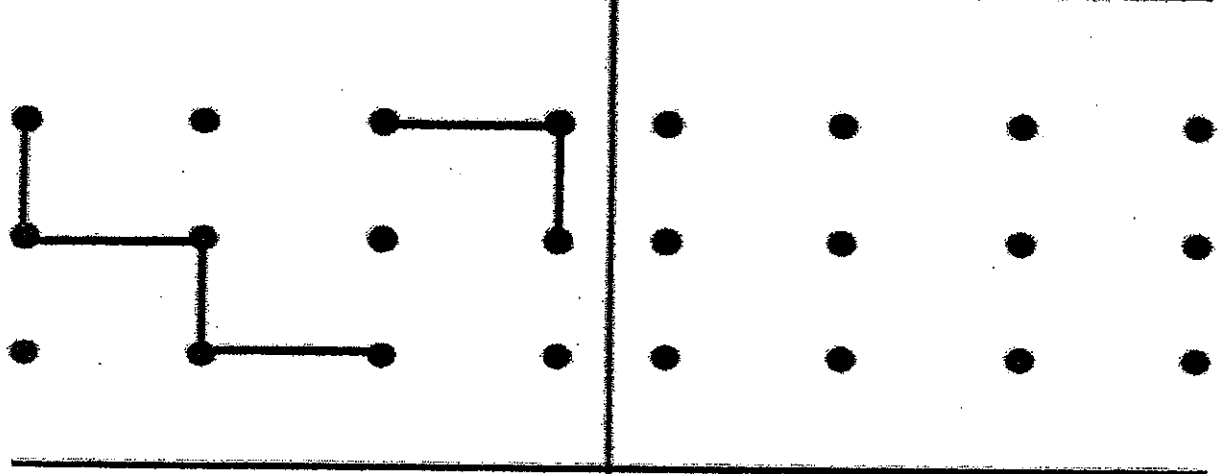
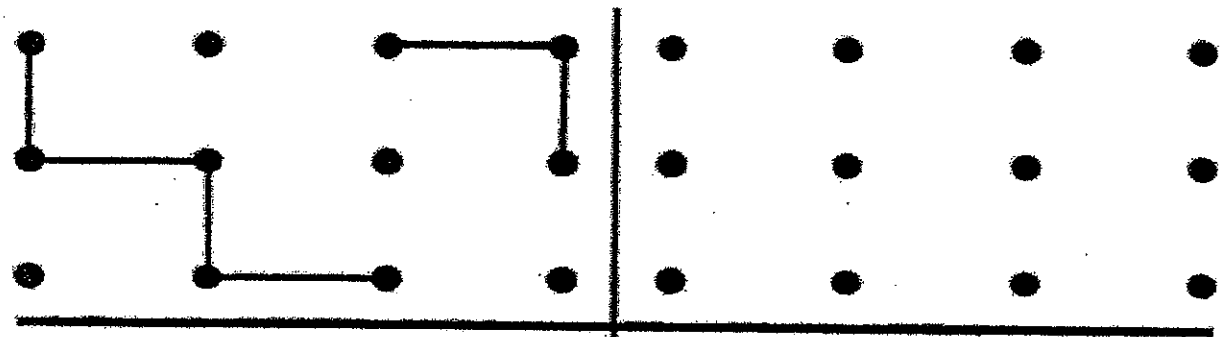
*Leze ježek, leze v lese,
jablíčko si domů nese.
Děti v lese běhají,
ježka všude hledají.*

K. Ondrejka






SPÓČÍTEJ A VYBARVI



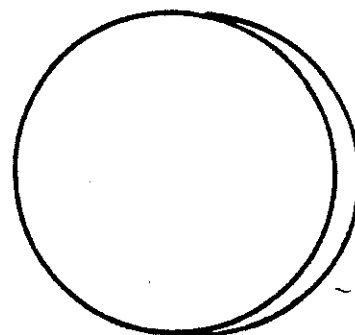
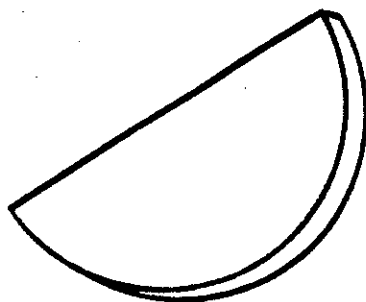
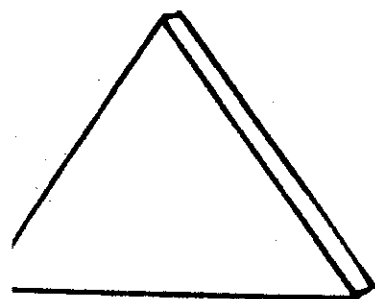
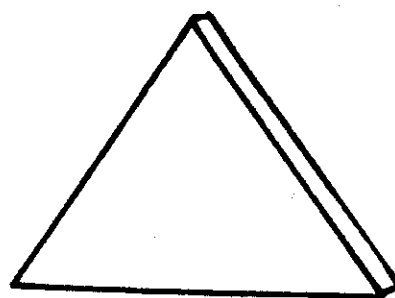
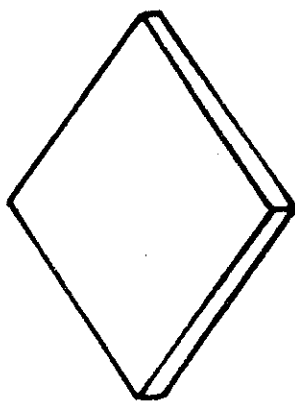
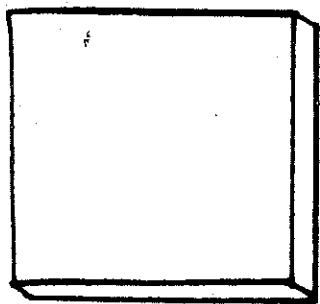


7. Zimní oblečení

4+	BIO	PSY	ENV			
----	-----	-----	-----	---	---	---

Vystříhni karty a dolep do obrázku, aby klukovi nebyla zima, když venku sněží a mrzne. Vymaluj jeho bundu a šálu.



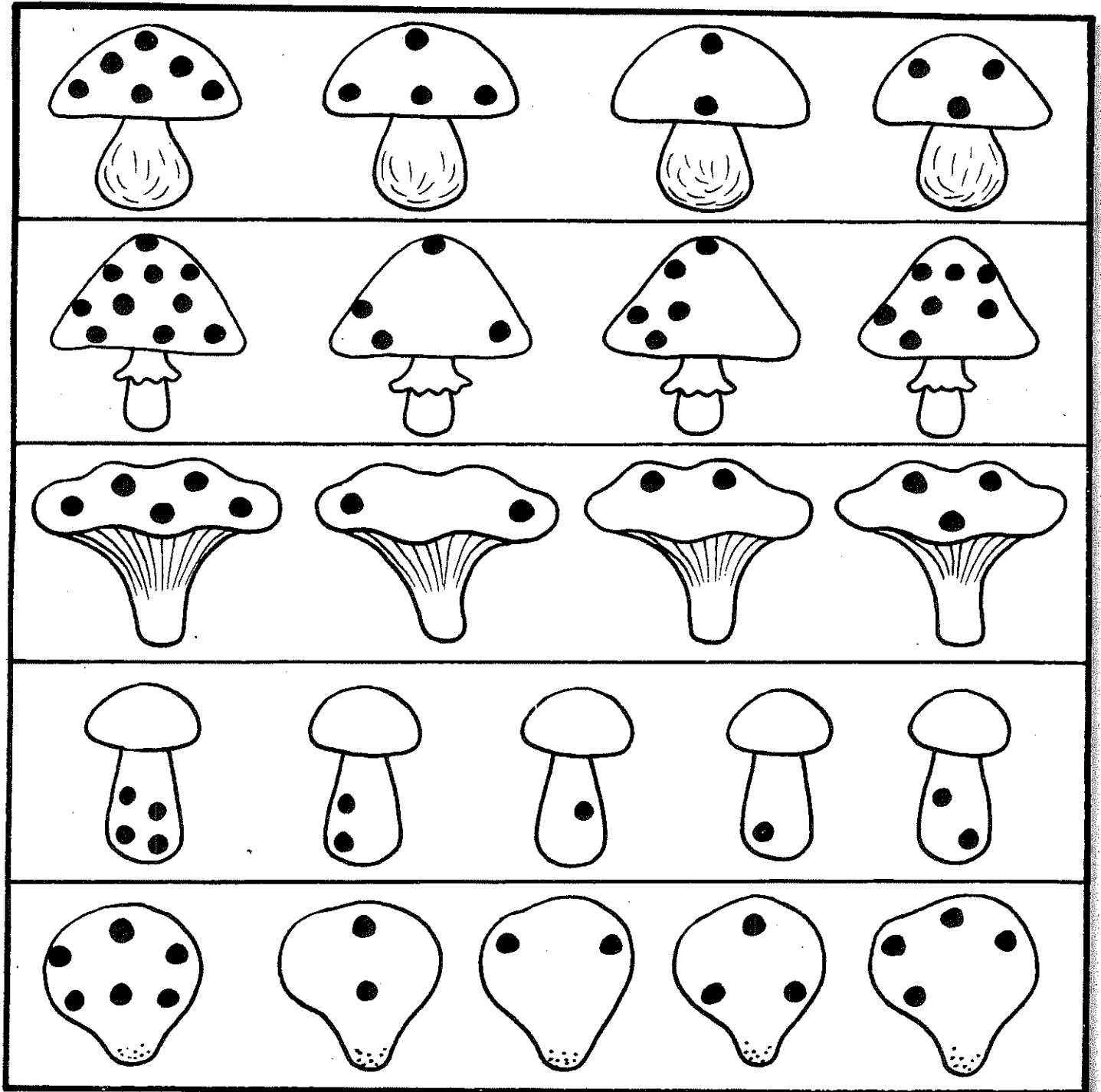


Dýně dostala nový obličej.
Jaké tvary z ní byly vyřezány? Vybarvi je.


Doplňování bodů

Doplň do obrázků na řádku tolik bodů, aby bylo ve všech obrázcích na jednom řádku bodů stejně.


(Doplňování bodů do daného počtu rozvíjí schopnost koncentrace.)



POZNÁŠ STROM A JEHO OVOCE ?






2. Prší z mraků dešťíček



3+	BIO	
----	-----	---

Dokresli dešťík padající z mraků, aby se žabka mohla vykoupat v kaluži.
Předkreslené kapky obtáhni.









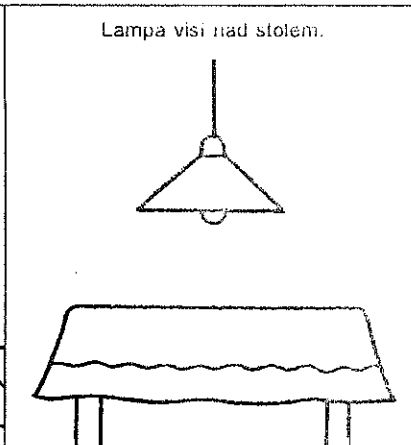


čmelák





Spojit čarou obrázky, které začínají
na stejné písmeno


Pojďte, děti, hola, hola, vysvětlím vám tato slova:
na, nad, pod, za, před, nízko, vysoko





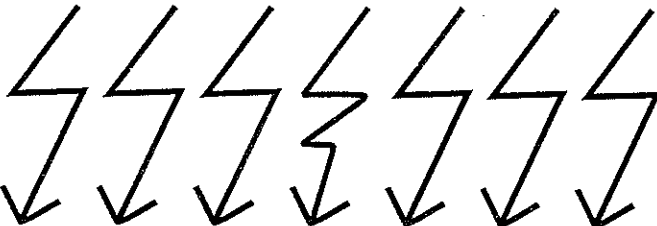
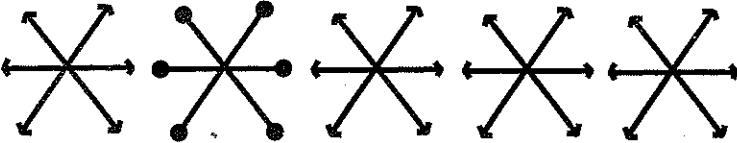

Pokus se dokreslit druhý obrázek tak, aby byl stejný jako ten horní.




50. Poznej a počítej

5+	PSY	BIO	
----	-----	-----	---


Zakroužkuj tužkou obrázek, který je v řadě odlišný.
 Spočítej obrázky v řadě a vymaluj stejný počet puntíků v okénku.
 Zakroužkuj číslo podle počtu obrázků.

	<table border="1"> <tr><td>○</td><td></td><td>○</td></tr> <tr><td>○</td><td></td><td>○</td></tr> <tr><td>○</td><td></td><td>○</td></tr> <tr><td></td><td>○</td><td></td></tr> </table>	○		○	○		○	○		○		○		<table border="1"> <tr><td>1</td></tr> <tr><td>2</td></tr> <tr><td>3</td></tr> <tr><td>4</td></tr> <tr><td>5</td></tr> <tr><td>6</td></tr> <tr><td>7</td></tr> </table>	1	2	3	4	5	6	7
○		○																			
○		○																			
○		○																			
	○																				
1																					
2																					
3																					
4																					
5																					
6																					
7																					
	<table border="1"> <tr><td>○</td><td></td><td>○</td></tr> <tr><td>○</td><td></td><td>○</td></tr> <tr><td>○</td><td></td><td>○</td></tr> <tr><td></td><td>○</td><td></td></tr> </table>	○		○	○		○	○		○		○		<table border="1"> <tr><td>1</td></tr> <tr><td>2</td></tr> <tr><td>3</td></tr> <tr><td>4</td></tr> <tr><td>5</td></tr> <tr><td>6</td></tr> <tr><td>7</td></tr> </table>	1	2	3	4	5	6	7
○		○																			
○		○																			
○		○																			
	○																				
1																					
2																					
3																					
4																					
5																					
6																					
7																					
	<table border="1"> <tr><td>○</td><td></td><td>○</td></tr> <tr><td>○</td><td></td><td>○</td></tr> <tr><td>○</td><td></td><td>○</td></tr> <tr><td></td><td>○</td><td></td></tr> </table>	○		○	○		○	○		○		○		<table border="1"> <tr><td>1</td></tr> <tr><td>2</td></tr> <tr><td>3</td></tr> <tr><td>4</td></tr> <tr><td>5</td></tr> <tr><td>6</td></tr> <tr><td>7</td></tr> </table>	1	2	3	4	5	6	7
○		○																			
○		○																			
○		○																			
	○																				
1																					
2																					
3																					
4																					
5																					
6																					
7																					
	<table border="1"> <tr><td>○</td><td></td><td>○</td></tr> <tr><td>○</td><td></td><td>○</td></tr> <tr><td>○</td><td></td><td>○</td></tr> <tr><td></td><td>○</td><td></td></tr> </table>	○		○	○		○	○		○		○		<table border="1"> <tr><td>1</td></tr> <tr><td>2</td></tr> <tr><td>3</td></tr> <tr><td>4</td></tr> <tr><td>5</td></tr> <tr><td>6</td></tr> <tr><td>7</td></tr> </table>	1	2	3	4	5	6	7
○		○																			
○		○																			
○		○																			
	○																				
1																					
2																					
3																					
4																					
5																					
6																					
7																					
	<table border="1"> <tr><td>○</td><td></td><td>○</td></tr> <tr><td>○</td><td></td><td>○</td></tr> <tr><td>○</td><td></td><td>○</td></tr> <tr><td></td><td>○</td><td></td></tr> </table>	○		○	○		○	○		○		○		<table border="1"> <tr><td>1</td></tr> <tr><td>2</td></tr> <tr><td>3</td></tr> <tr><td>4</td></tr> <tr><td>5</td></tr> <tr><td>6</td></tr> <tr><td>7</td></tr> </table>	1	2	3	4	5	6	7
○		○																			
○		○																			
○		○																			
	○																				
1																					
2																					
3																					
4																					
5																					
6																					
7																					

31. Barevné deštníky

5+	BIO	PSY	
----	-----	-----	---

Vymaluj deštníky pastelkami podle počtu teček.



13. Vítr poletuje mezi stromy

4+


BIO



Nakresli větru cestu kolem stromů, aby mohl sfoukávat listí.
Každou cestu obtáhni 5x.



6. Cestou necestou

4+	BIO	PSY	
----	-----	-----	---

Najdi a pastelkou obtáhni správnou cestu do teplého a suchého domečku.
Vyhni se všem nástrahám počasí.

